

Mr Nisson

3/14/20

Attached are four expansion options which you requested at the last P&E committee meeting. I have added two additional options which may also be of consideration. Also attached is an Excel spread sheet which summarizes the total square feet obtained from the four options, plus projected membership gains over the next twenty years. It is interesting to note that at our present member projections, we will back requesting additional space before the paint is dried with options 3 and 4. We would like to stay at least sixteen members per square feet of total space.

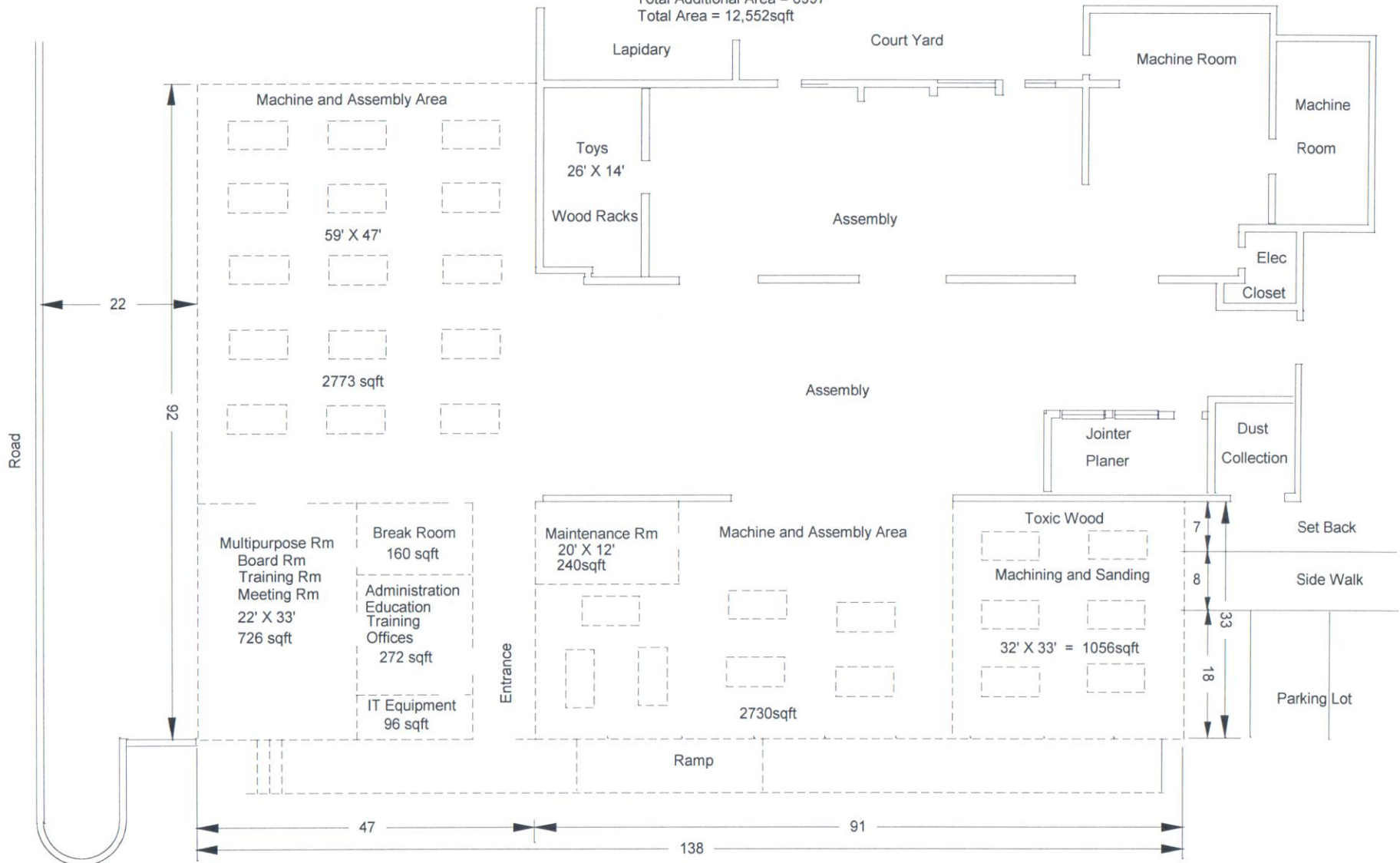
Again the wood shop would like to thank you for your hard work while serving on the GVR Board of Directors and as chairman on the P&E committee.

Thank you very much,

John H. Robertson  
Woodworkers of Green Valley Recreation

# Option 1

Woodworkers of Green Valley Recreation  
 Proposed Shop Expansion Layout  
 Preferred Option - East to Parking Lot + South to Street  
 Total Additional Area = 6997  
 Total Area = 12,552sqft



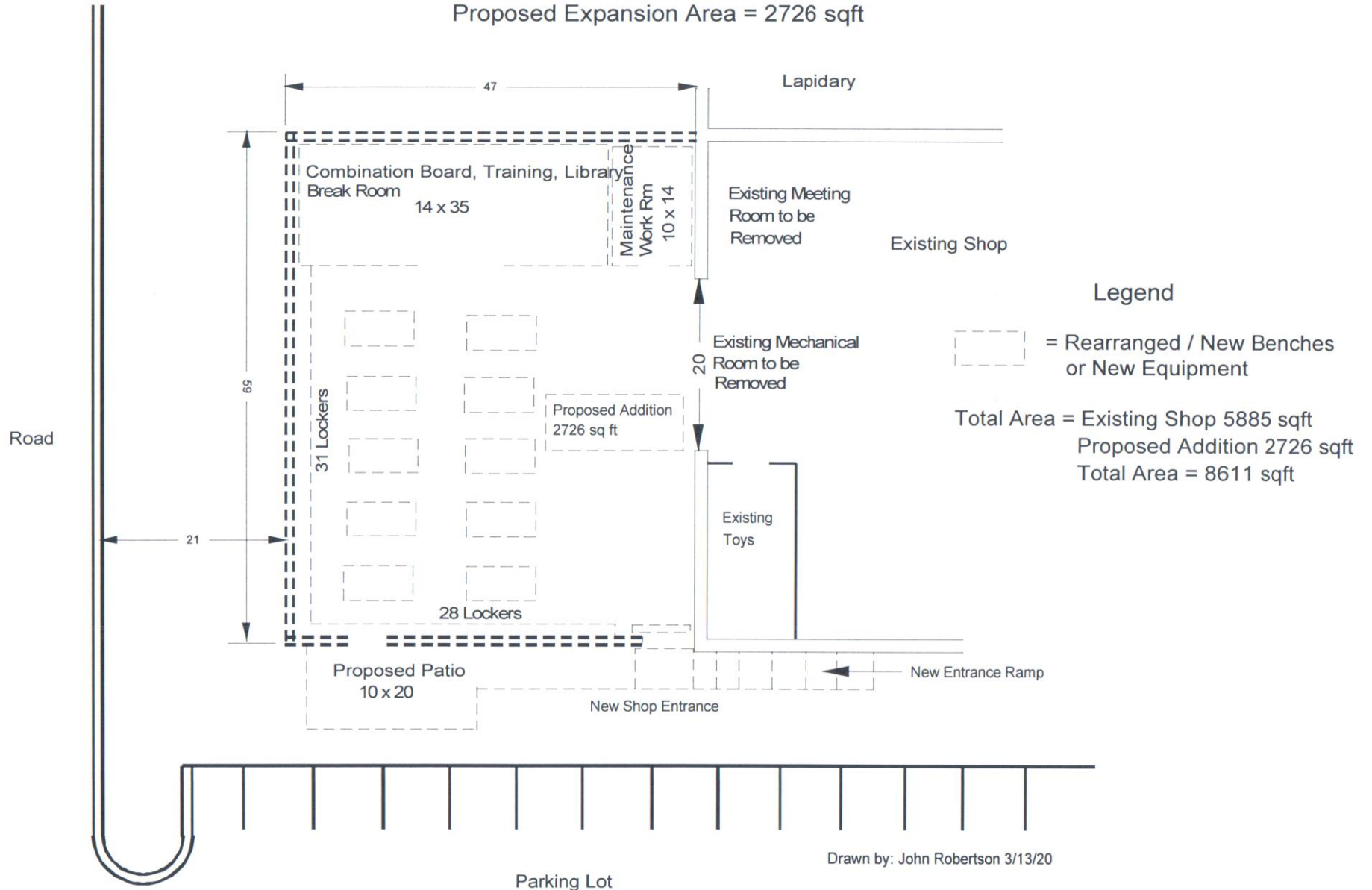
- - - = New Shop Areas
- = Rearranged / New Benches or New Equipment

Total Shop Area = Existing Shop 5885sqft + 6667sqft = 12,552sqft  
 Proportional - Not to Scale

Drawn by: John Robertson 3/13/20

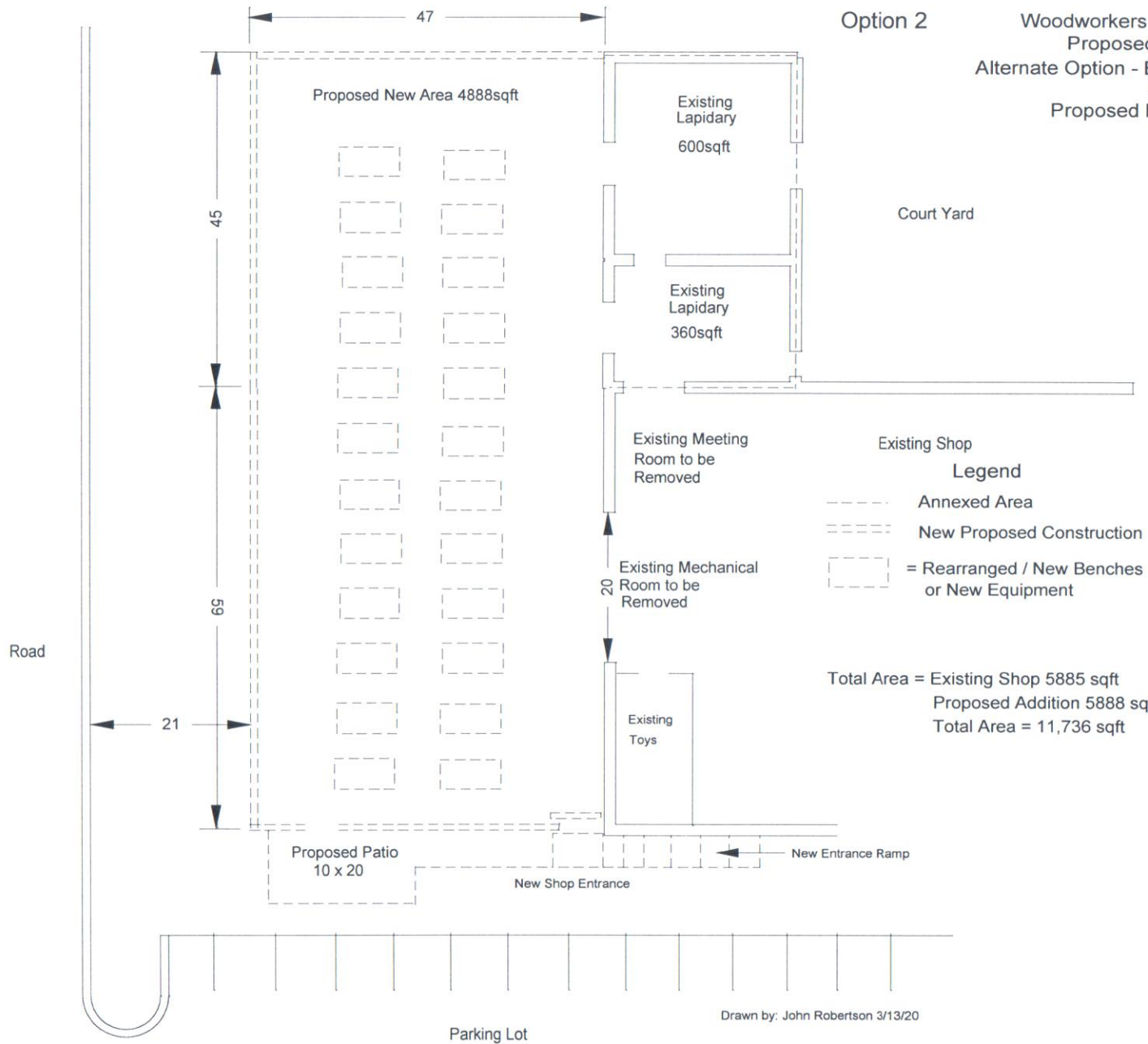
Option 4

Woodworkers of Green Valley Recreation  
 Proposed Shop Expansion Layout  
 Alternate Option - Build South of Existing Shop  
 Proposed Expansion Area = 2726 sqft



Option 2

Woodworkers of Green Valley Recreation  
 Proposed Shop Expansion Layout  
 Alternate Option - Build South of Existing Wood Shop  
 Annex Lapidary Shop and Build South  
 Proposed Expansion Area = 5888 sqft

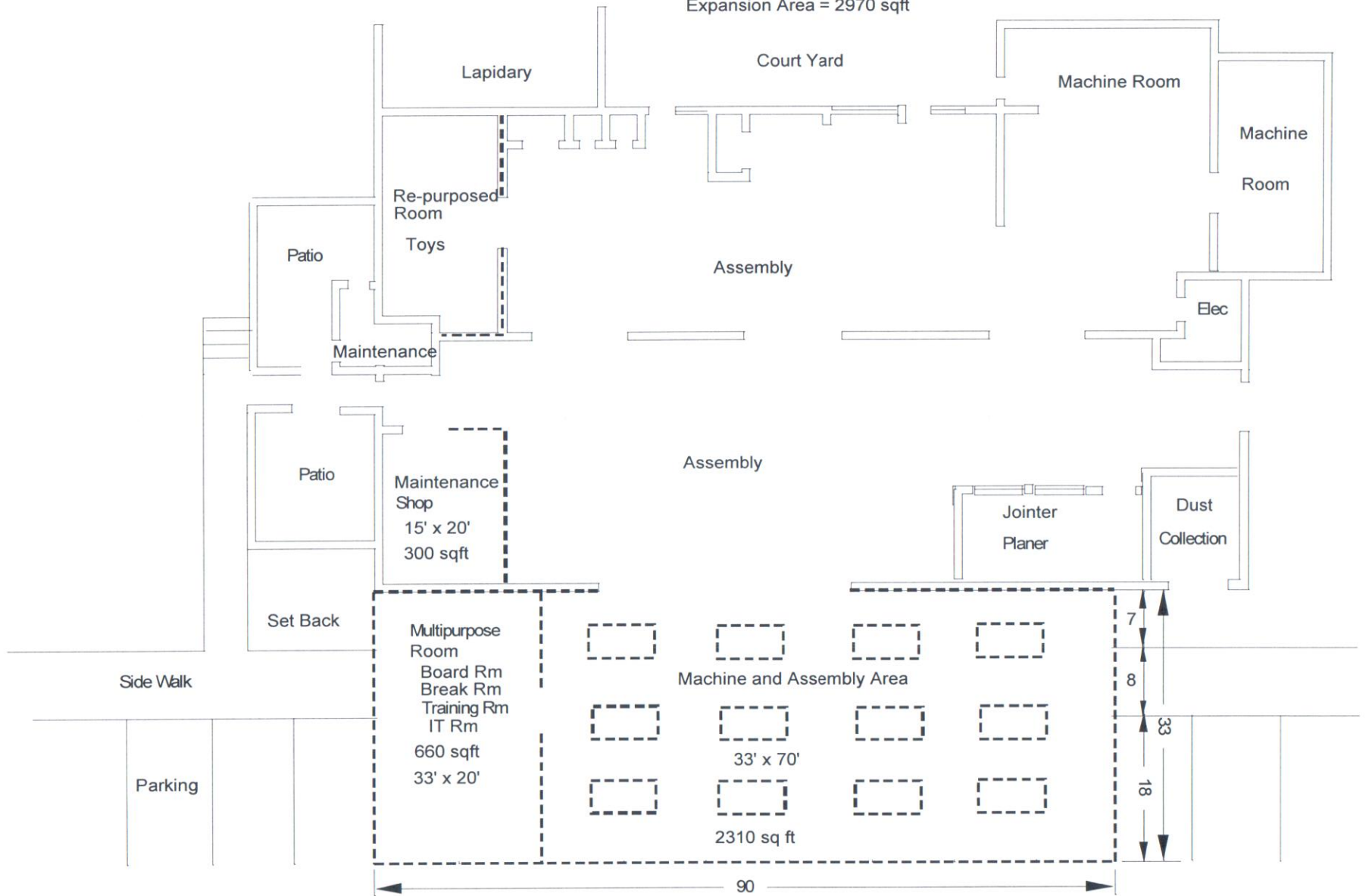


Drawn by: John Robertson 3/13/20

# Option 3

## Woodworkers of Green Valley Recreation

Proposed Shop Expansion Layout  
 Preferred Option - East Into Parking Lot  
 Expansion Area = 2970 sqft



= Rearranged / New Benches or New Equipment

Drawn by: John Robertson 3/13/20

Total Shop Area = Existing Shop 5885 sqft + Proposed Shop 2970 sqft = 8855 sqft

Square Foot per Member Projections Under Various Expansion Options						
		Existing shop	Square Foot / Member			
		2008				
		Expansion	Option 1	Option2	Option 3	Option 4
YEAR	TOTAL MEMBERS	5885 sf	12,552 sf /	11,736 sf	8855 sf	8611 sf
2009	352	17				
2010	417	14				
2011	437	13				
2012	462	13				
2013	483	12				
2014	497	12				
2015	528	11				
2016	531	11				
2017	549	11				
2018	555	11				
2019	579	10				
2020	580	10				
2021	603	10				
2022	620		20	19	14	14
2023	637		20	18	14	14
2024	654		19	18	14	13
2025	670		19	18	13	13
2026	687		18	17	13	13
2027	704		18	17	13	12
2028	721		17	16	12	12
2029	738		17	16	12	12
2030	755		17	16	12	11
2031	772		16	15	11	11
2032	789		16	15	11	11
2033	806		16	15	11	11
2034	822		15	14	11	10
2035	839		15	14	11	10
2036	856		15	14	10	10
2037	873		14	13	10	10
2038	890		14	13	10	10
2039	907		14	13	10	9
2040	924		14	13	10	9